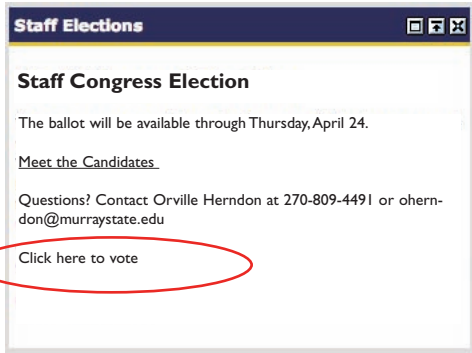


# Online Voting Instructions

1. Go to myGate (mygate.murraystate.edu). If you have not used myGate in the last 180 days, your password has expired. Call the Help Desk at 809-2346 to reset your password.
2. Log in to myGate. You will need your username and password. If you have forgotten your username or password, you can click on the question below the appropriate box for assistance.
3. The myGate announcement with the link to vote will appear on Tuesday morning (12:01AM) on the Home tab, in the "Elections and Assessments" channel, which is at the bottom of the first column. The last sentence in the box says "Click here to vote." Click on that sentence.

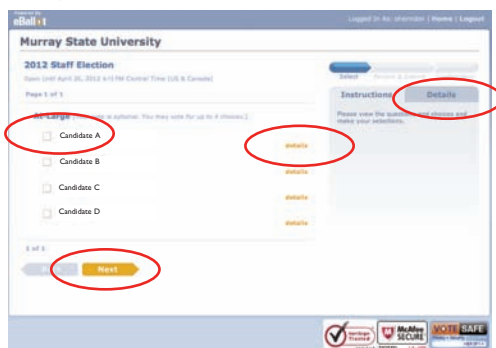


4. The online voting box, similar to this one, will appear on your screen. Click on the green "Start" arrow.

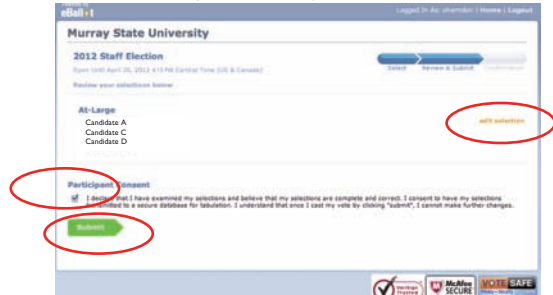


5. Your ballot will appear on the screen. You may vote for the candidates of your choice by clicking in the box next to their names. You can click on the orange word "details" to the right of a candidate's name, or the "Details" tab to see more information about the candidate. This is for illustration purposes only. The actual ballot will show the races in which you are allowed to vote and the names of the candidates. Everyone gets to vote in the at-large category.

**NOTE on "write-ins:"** You must click the box next to the name in order for the write-in to be recorded.

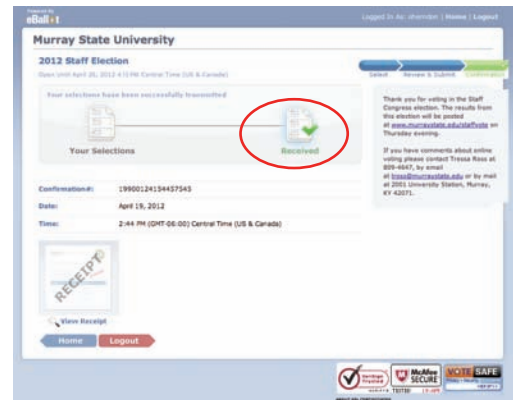


6. Once you have marked your choices, click the orange "Next" button to continue.
7. The list of candidates for whom you voted will appear on the screen. You can make a change by clicking on the orange "edit selection" wording on the right side of the screen.



8. Click the box below Participant Consent. This confirms that you have reviewed your ballot and believe that it is complete and correct.
9. Once you are satisfied with your choices, click the green "Submit" button. After you click this button, you will not be able to change your ballot.
10. The vote confirmation screen will appear. The green check mark and the word "Received" confirms that your vote has been cast.

You can view a receipt of your vote. The receipt shows how you voted. The only way anyone will know how you voted is if you tell them or allow them to watch you vote.



11. Once you have finished, click the red "Logout" button. You will be taken to the Staff Congress election page. Your vote has been cast. Thank you for voting in the Staff Congress election.

Feel free to bookmark this page. Election results will appear on this page Friday morning. Don't forget to Sign Out of myGate before you leave the computer.

Thank you for voting in the Staff Congress election. If you have comments about online voting, please contact Orville Herndon at oherndon@murraystate.edu, call 809-4491 or by mail at 2609 University Station, Murray, KY 42071.

Your comments and ideas on issues relating to staff at Murray State are greatly appreciated. Staff Congress represents you.

Staff Congress Election  
Tuesday, April 22 – Thursday, April 24